



Etage 870 top loaded bin, 1730/2 and 1180/1 + planter. Mocha stain and black inlets.

Etage is unique with its elegant design and multiple levels that efficiently utilize floor space in small areas. It is made of carefully selected materials and is a practical and stylish waste sorting furniture.

The frame of Etage is made of oak veneer, bent to its shape, and is available in three colour options - mocha stain, oak, or white stain - providing a beautiful contrast to the molded inlets in black or white. These inlets are simple to clean and can be easily replaced and recycled. Additionally, the inlets are angled inward to facilitate proper waste sorting. Symbols are placed on the angled surface to clearly indicate what should be thrown and where.

Etage is now also available as a top-loaded waste sorting furniture. This makes it easy to sort waste and grow air-purifying plants indoors.

On the top, there is a protective metal ring where symbols are placed, which also is easy to clean.

Behind the door, there are inner bins made of 80 % recycled plastic that are easy to empty and keep the garbage bags in place while protecting the fine wooden pillar from any potential leaks.

The planter used for plants are also made of 80 % recycled plastic and are stackable.

In summary, Etage, with its elegant design, carefully selected materials, and smart features, is a stylish and practical solution for waste sorting. Specially developed to facilitate sorting and handling in small spaces.



Etage 570 + planter, 1180 planter and 870/1, white stain and white inlets

Sustainability and materials

- Inlets made of 87 % bio-based PLA plastic (sugar cane). Can be easily replaced and recycled.
- Containers and planter made of 80 % recycled ABS plastic.
- Frame in bentwood, Oak veneer FSC 100 %.
- Metal details are made of 20 % recycled steel with long durability.



Etage 1730/3, white stain and white inlets



Etage 1730/3 and 870/1, mocha stain and black inlets



Etage 870/1 och 1730/3, oak and white inlets



Etage 1730/3, oak and black inlets



Etage 870/1, oak and white inlets



Etage 870/1, oak and white inlets

Etage 1730/3



Etage 1730/6



Etage 1730/2



Etage 870/1



Etage 870 top loaded bin



Etage 870 + planter



Etage 570/1



Etage 570 + planter



Etage 1180/2

Etage 1180/4



With four different heights, you can choose different volumes for various purposes, making Etage a dynamic waste sorting station.

If you choose to have inlets from two directions, either with full or half inner bins, you get a total of 4 or 6 inlets in a small space, optimizing the sorting.

Etage 1180/1 + planter

Etage 1180 planter



Container and planter

Behind the door, there are inner bins made of 80 % recycled plastic that are easy to empty and keep the garbage bags in place while protecting the fine wooden pillar from any potential leaks.

The planters are also made from 80 % recycled recycled plastic and stackable.



High 80 L



Low 45 L



Low half 22 L



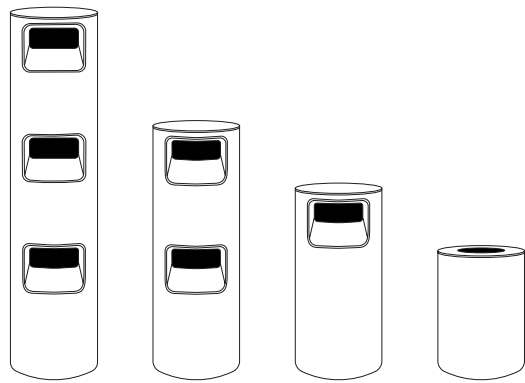
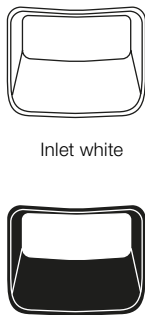

Planter 35 L

Frame: Bentwood in lacquered oak veneer

Inlets: 87 % bio-based PLA-plastic (sugar cane)

Containers and planters: ABS-plastic, 80 % recycled

How to order Etage:

<p>1.</p>  <p>Etage 1730 Etage 1180 Etage 870 Etage 570</p>	<p>2.</p>  <p>Inlet white Inlet black</p>	<p>3.</p>  <p>PLASTIC BOTTLES CANS BOTTLES CARTON CANS METAL ORGANIC PAPER CUPS PAPER</p>
<p>Choose frame and colour, container included. Customised number of containers included</p>	<p>Choose inlets, top loaded bin not included.</p>	<p>Choose symbol 1 per inlet (indicate the desired position of each symbol/box) 2 per top loaded bin (symbol is placed centred in the front and back of the top strip)</p>

Etage 1730 3 inlets in front

3x Low containers included, 3 x 45 L

Dimensions: Height 1730 x Ø 440mm

Name	Description	Material/ Colour	Art no.
Etage 1730/3	Frame in bentwood	Oak	300001
Etage 1730/3	Frame in bentwood	White stained	300002
Etage 1730/3	Frame in bentwood	Mocha stained	300003

If you prefer 3 Low containers, contact TreCe for the right article number.

Etage 1730 6 inlets 3 in front/ 3 in back

6x Half-low containers included, 6 x 22 L

Dimensions: Height 1730 x Ø 440mm

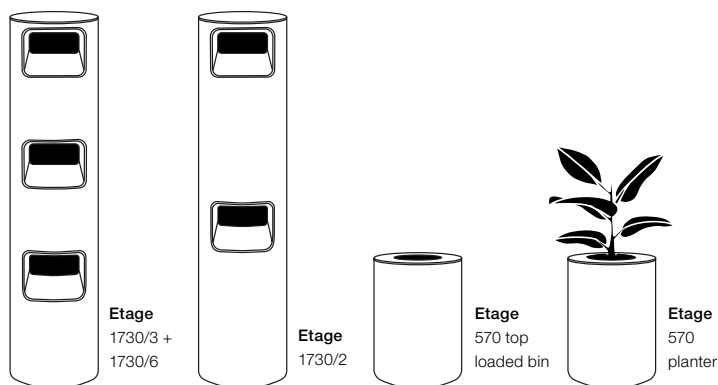
Name	Description	Material/ Colour	Art no.
Etage 1730/6	Frame in bentwood	Oak	300011
Etage 1730/6	Frame in bentwood	White stained	300012
Etage 1730/6	Frame in bentwood	Mocha stained	300013

Etage 1730 2 inlets in front

2x High container included, 2 x 80 L

Dimensions: Height 1730 x Ø 440mm

Name	Description	Material/ Colour	Art no.
Etage 1730/2	Frame in bentwood	Oak	300021
Etage 1730/2	Frame in bentwood	White stained	300022
Etage 1730/2	Frame in bentwood	Mocha stained	300023



Etage 570 top loaded bin

Protective metal ring RAL 9004 and 1x Low container included, 1x 45 L

Dimensions: Height 570 x Ø 440 mm, hole Ø: 290 mm

Name	Description	Material/ Colour	Art no.
Etage 570 toppmatad	Frame in bentwood	Oak	300801
Etage 570 toppmatad	Frame in bentwood	White stained	300802
Etage 570 toppmatad	Frame in bentwood	Mocha stained	300803

Etage 570 planter

Protective metal ring RAL 9004 and 1x planter included, 1x 35 L

Dimensions: Height 570 x Ø 440 mm, hole Ø: 290 mm

Name	Description	Material/ Colour	Art no.
Etage 570 planter	Frame in bentwood	Oak	300701
Etage 570 planter	Frame in bentwood	White stained	300702
Etage 570 planter	Frame in bentwood	Mocha stained	300703


*Contact TreCe if another veneer or colour is required, state NCS.

Frame: Bentwood in lacquered oak veneer


Inlets: 87 % bio-based PLA-plastic (sugar cane)

Containers and planters: ABS-plastic, 80 % recycled


Etage Colours



Oak



White stained



Mocha stained

Etage 1180 2 inlets in front

2x Low containers included, 2 x 45 L

Dimensions: Height 1180 x Ø 440 m

Name	Description	Material/ Colour	Art no.
Etage 1180/2	Frame in bentwood	Oak	300601
Etage 1180/2	Frame in bentwood	White stained	300602
Etage 1180/2	Frame in bentwood	Mocha stained	300603

Etage 1180 1 inlets + planter

Protective metal ring RAL 9004 and 1x High container + 1x planter included, 1x 80 L + 1x 35 L. Dimensions: Height 1180 x Ø 440 m, hole Ø: 290 mm

Name	Description	Material/ Colour	Art no.
Etage 1180/1 + planter	Frame in bentwood	Oak	300621
Etage 1180/1 + planter	Frame in bentwood	White stained	300622
Etage 1180/1 + planter	Frame in bentwood	Mocha stained	300623

Etage 870 1 inlets in front

1x High container included, 1 x 80 L

Dimensions: Height 870 x Ø 440mm

Name	Description	Material/ Colour	Art no.
Etage 870/1	Frame in bentwood	Oak	300101
Etage 870/1	Frame in bentwood	White stained	300102
Etage 870/1	Frame in bentwood	Mocha stained	300103

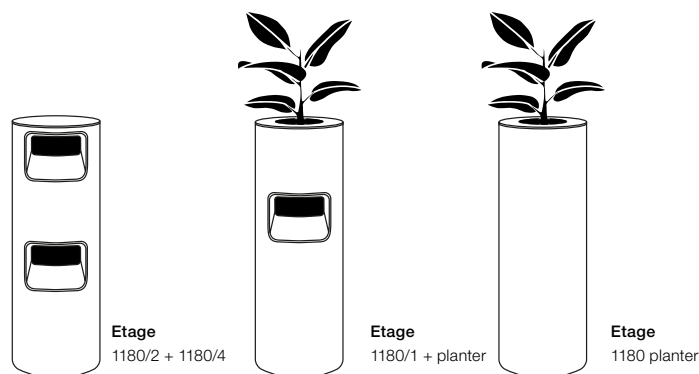
Etage 870 top loaded bin

Protective metal ring RAL 9004 and 1x High container included, 1 x 80 L

Dimensions: Height 870 x Ø 440mm, hole Ø: 290 mm

Name	Description	Material/ Colour	Art no.
Etage 870 top loaded bin	Frame in bentwood	Oak	300121
Etage 870 top loaded bin	Frame in bentwood	White stained	300122
Etage 870 top loaded bin	Frame in bentwood	Mocha stained	300123

*Contact TreCe if another veneer or colour is required, state NCS.



Etage 1180 4 inlets 2 in front/ 2 in back

4x Half-low containers included, 4 x 22 L

Dimensions: Height 1180 x Ø 440 m

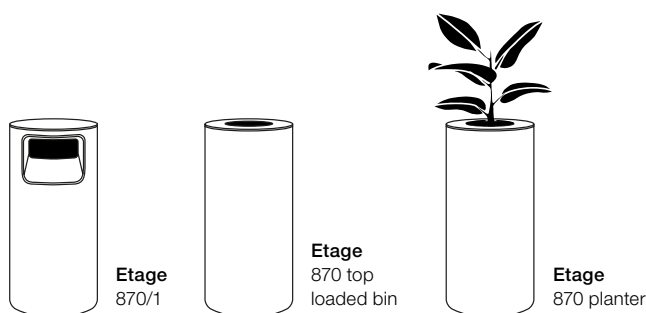
Name	Description	Material/ Colour	Art no.
Etage 1180/4	Frame in bentwood	Oak	300611
Etage 1180/4	Frame in bentwood	White stained	300612
Etage 1180/4	Frame in bentwood	Mocha stained	300613

Etage 1180 planter

Protective metal ring RAL 9004 and 1x planter included, 1x 35 L

Dimensions: Height 1180 x Ø 440 m, hole Ø: 290 mm

Name	Description	Material/ Colour	Art no.
Etage 1180 planter	Frame in bentwood	Oak	300631
Etage 1180 planter	Frame in bentwood	White stained	300632
Etage 1180 planter	Frame in bentwood	Mocha stained	300633



Etage 870 planter

Protective metal ring RAL 9004 and 1x planter included, 1x 35 L

Dimensions: Height 870 x Ø 440mm, hole Ø: 290 mm

Name	Description	Material/ Colour	Art no.
Etage 870 planter	Frame in bentwood	Oak	300111
Etage 870 planter	Frame in bentwood	White stained	300112
Etage 870 planter	Frame in bentwood	Mocha stained	300113

Frame: Bentwood in lacquered oak veneer

Inlets: 87 % bio-based PLA-plastic (sugar cane)

Containers and planters: ABS-plastic, 80 % recycled

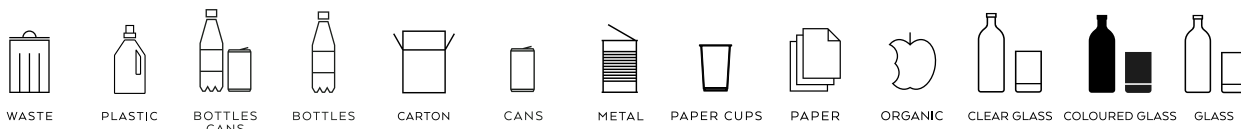
Etage Inlet

87 % bio-based PLA-plastic (sugar cane)

Name	Colour	Size (mm)	Art no.
Etage inlet	RAL 9010, white	H: 230mm D: 300mm	300201
Etage inlet	RAL 9004, black	H: 230mm D: 300mm	300202



Etage Symbol, H 40-55 mm, factory mounted on the inlet. The inlet , 1 per inlet. Top ring, 2 pcs centred in front and back.



Colour	Art.no												
White	300401	300402	300403	300404	300405	300406	300407	300408	300409	300410	300411	300412	300413
Black	300501	300502	300503	300504	300505	300506	300507	300508	300509	300510	300511	300512	300513

Etage Container/Planter

Included in the frame. ABS plastic, 80 % recycled

Colour: Anthracite



Container High

- Fits in Etage 1730/2, 1180/1+planter, 870 top loaded bin och 870/1
- Holds 80 L
- Adapted for 85–125 L waste bags
- Height: 636 mm
- Ø: 390 mm



Container Low

- Fits in Etage 1730/3, 1180/2, 1730/6, 570 top loaded bin
- Holds 45 L
- Adapted for 85–125 L waste bags
- Height: 390 mm
- Ø: 390 mm



Container Low half

- Fits in Etage 1180/4 och 1140/4
- Holds 22 L
- Adapted for 40–45 L waste bags
- Height: 390 mm
- Depth: 195 mm
- Width: 390 mm




Planter

- Fits in Etage 1180/1+planter, 1180 planter, 870 planter och 570 planter
- Holds 35 L
- Waterproof and suitable for planting of potted plants
- Height: 282 mm
- Ø:390 mm

QUICK INFO.

Content	Certification TreCe	Certification TreCe
Environmental	ISO 9001:2015	ISO 14001:2015
Country of manufacture	Recycled material	
Sweden	ABS plastic 80% recycled (container)	



SVHC/ECHA's candidate list

No chemicals included in ECHA's candidate list of SVHC may be contained in levels of >0.1% by weight in the components, parts or chemicals that are included or used in the manufacturing of the furniture/product. See <http://echa.europa.eu/en/candidate-list-table>

Surface treatment

Lacquer and stain are water-based and fulfil the requirements of Tables 1 and 2.

Safety data sheets according to REACH CLP Regulation No 1272/2008 will be sent on request

Table 1: Requirements surface treatment

Requirements	Complies
The content of aromatic solvents / hydrocarbons in surface treatment products /preparations may not exceed 1.0 % by weight.	X
Surface treatment with preparations containing VOC may have a maximum applied VOC component of 60 g / m² for office / public / outdoor environment.	X

Tabell 2: Hazard class and hazard statement according to Regulation 1272/2008

Hazard category	Hazard statement according to regulation 1272/2008	Complies
Acute toxicity	H300, H301, H310, H311, H330, H331	X
Toxic to body organs	H370, H371, H372, H373	X
Carcinogenic	H350, H351	X
Mutagenic	H340, H341	X
Toxic for reproduction	H360, H361, H362	X
Allergenic	H334	X
Dangerous to the environment	H400, H410, H411, H412, H413 If the use of surface treatment products is required for technical reasons, products labelled as dangerous to the environment (H400, H410, H411, H412, H413) may be acceptable if the content of environmentally hazardous substance <14 g/per m² of surface.	X
Hazardous to the ozone layer	H420	X

Wood

Routines must be in place to ensure that wood based materials are traceable and come from legal and acceptable sources, see Table 3. The material oak veneer is FSC 100% and meets the requirements.

Table 3: Requirements wood

Requirements	Complies
MDF meets the requirements for CARB Phase 2 and TSCA Title V	X
Has legal ownership and access rights	X
Follows nationally and locally applicable laws and regulations regarding use, environment, labor and welfare, health and safety, and other parties' rights.	X
Pays the relevant taxes and charges related to use.	X
Follows CITES regulations (only applicable to certain tree species, see the CITES website).	X
The wood complies with the requirements for formaldehyde emission requirements according to E1.	X

Adhesives

Adhesives used in manufacturing are waterbased and meet the requirements of Table 4 which limit the use of environmentally and health hazardous volatile organic solvents (VOCs) and hazardous formaldehyde.

Table 4: Requirements adhesives

Requirements	Complies
Adhesives used in the manufacture of furniture or components for furniture may contain a maximum of 10% by weight VOC.	X
Adhesives used in the manufacture of furniture or components for furniture may contain a maximum of 0.2% by weight of free formaldehyde.	X

Plastic

The inner containers and the inlets meet the requirements in Table 5. For easy recycling, the plastic parts are labelled with a stamp indicating the type of plastic according to ISO 11469. The ISO 11469 standard involves the labelling of plastics with specific codes to help identify the correct recycling process for the material.

Table 5: Requirements plastic

Requirements	Complies
Plastic parts >50 grams are permanently marked according to ISO 11469	X
Free from PVC (polyvinyl chloride)	X
Softeners/phthalates classified as hazard classification H360 have not been actively added or that the measured level does not exceed 0.1% by weight/substance and component.	X
Short-chain chlorinated paraffins (SCCPs) must not be actively added or that the measured level must not exceed 0.01% by weight/substance and component.	X
The following flame retardants have not been actively added or that the measured level does not exceed 0.1% by weight/substance and component.	X
Polybrominated biphenyls (PBBs) CAS-nr: 59536-65-1	
Decabromodiphenyl ether (dekaBDE) CAS-nr: 1163-19-5	
Pentabromodiphenylether (pentaBDE) CAS-nr: 32534-81-9	
Oktabromodiphenylether (oktaBDE) CAS-nr: 32536-52-0	
Tris (2,3-dibromopropyl) phosphate (TBPP) CAS-nr: 126-72-7	
Tris (1-aziridinyl) phosphine oxide (TEPP) CAS-nr: 5455-55-1	
Hexabromocyclododecane (HBCDD) CAS-nr: 25637-99-4	
Tris (2 chloroethyl) phosphate (TCEP) CAS-nr: 115-96-8	
No pigments containing lead, cadmium, tin, chromium VI or mercury have not been actively added or that the measured level does not exceed 0.01% by weight per component.	X

Metal

The frame consist of cold-rolled steel plate and are manufactured in Sweden. In the production of steel blanks, 20 % recycled material is used together with iron raw material ore (80 %). The steel plate meets the requirements in Table 6.

Table 6: Requirements metal

Requirements	Complies
Metal that will have prolonged contact with skin (e.g. armrests) must not consist of alloys containing nickel, chromium III or chromium VI.	X