

LEM | S83

Shin & Tomoko Azumi | 2000



LEM

Shin & Tomoko Azumi | 2000

In 1969, man landed on the moon in the LEM (Lunar Excursion Module). In 2000, at the turn of the millennium, the LEM stool was created and became one of the symbols of Lapalma's style. The same lightness, the same absence of gravity, which, in the void created by the design, fosters its relationship with the environment. And like the Apollo 11, as it could not bear unnecessary weights, this amazing chair incorporated all functions in a highly elegant minimalist profile. Only the essential, the rest stayed on the ground.



LEM

Shin & Tomoko Azumi | 2000

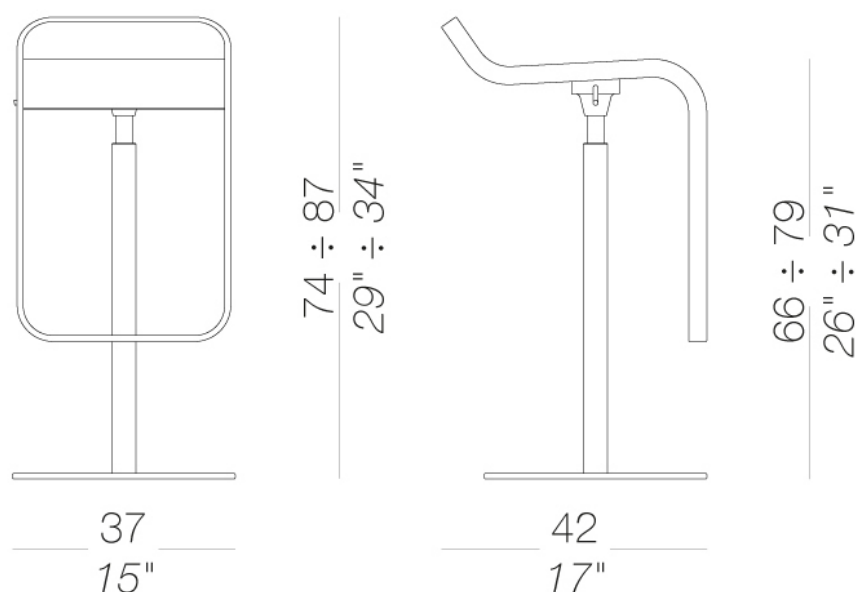


| S83 Stool H66÷79 self-returning seat mat chromed gas lift

Stool with swivel seat and adjustable height with self-returning mechanism to the original height and to the front position. Metal frame mat chromed and base covered by a stainless steel sheet Aisi304 "linen fabric" pattern or entirely powder coated. Mat chromed piston. Seat in plywood in several finishes. Felt under the base. Also available small base Ø 20 cm. for floor fixing.

TEST DIN 68 877/81 5.6

TEST 1 IM - Valencia




LEM | S83

Shin & Tomoko Azumi | 2000

frame



powder coating
black
1 Colors



powder coating
white
1 Colors



powder coating
perla
1 Colors



powder coating
celeste
1 Colors



powder coating
mattone
1 Colors



powder coating
caffè
1 Colors



powder coating
oliva
1 Colors



powder coating
tortora
1 Colors




metal
mat chromed
1 Colors

seat



wood
blanch oak
1 Colors



wood
black open pore
1 Colors



wood
oak dark walnut
1 Colors



lacquered
lacquered
8 Colors



laminate
fenix 9/10
2 Colors



metal
stainless steel
1 Colors



fabric
Hallingdal 65
58 Colors



fabric
Canvas 2
45 Colors



fabric
Steelcut Trio 3
54 Colors




fabric
Remix 3
72 Colors



fabric
Clara 2
24 Colors



fabric
Fiord 2
39 Colors



fabric
Divina MD
27 Colors




fabric
Divina Melange 3
38 Colors



fabric
Tonica 2
39 Colors




fabric
Medley
37 Colors




fabric
Maya
43 Colors



fabric
Jet
66 Colors




fabric
Lapalma Smart
18 Colors




fabric
Capture
43 Colors



fabric
Crisp
40 Colors



fabric
Nattè
23 Colors




fabric
Iris
24 Colors



fabric
Steelcut 3
37 Colors




ecoleather
GRIMM FR
24 Colors




ecoleather
Valencia
59 Colors



leather
leather
7 Colors



plastics
grey polyurethane
1 Colors



plastics
black polyurethane
1 Colors

consult the portfolio for the range of colors, fabrics, eco-leather, soft-leather.

use and maintenance instructions

Clean all parts in wood, leather, fabric and metal with a damp cloth or a diluted neutral cleaner. Do not use cleaners with alcohol, bleach, solvent or abrasive products. Any liquid spilt on the product must be wiped up immediately. When lifting or moving the product, hold it on the structure and not under the seat. The product should not be subjected to unbalanced weights, as it is designed for a proper rest on the foothold (on four legs or on the base). Our company relieves from any responsibility in case of damage caused to fragile floors. Avoid any improper use of the product: do not step on the product, on the footrest or on the armrests. Avoid any movements that could compromise the proper functionality of the product or the safety of the users. Wood and leather, being natural materials, could be easily damaged. Small impurities or imperfections are within quality standard range. Do not expose the product to weather conditions or atmospheric agents, nor to heat sources over 40°C. Also products for outdoor use could be afflicted by atmospheric agents. The product could undergo possible exterior changes due to particular exposure to heat, humidity and saltiness. An appropriate and frequent maintenance and cleaning of the product enhances its durability. The product could change colour and shade, if exposed to direct sunlight. Maintenance has to be carried out by experienced staff. Dispose of the package only after assembling the product, in order to avoid the loss of ironmongery and components. Once the product has been dismantled, the product itself or its components must be given to the public garbage disposal system, according to the legislation in force.