

Pointhouse

ELENA 5

Design **Pointhouse**

Scheda tecnica
/ Technical sheet



Sedia dalle forme essenziali con scocca in polipropilene rinforzato in fibra di vetro e struttura disponibile in varie soluzioni, anche impilabile

Scocca in polipropilene rinforzato in fibra di vetro e realizzata in vari colori, sapientemente modellata per una migliore ergonomia. La struttura è disponibile con

- Elena 2, fusto in tubolare a sezione tonda, impilabile
- Elena 3, fusto in filo
- Elena 4, fusto in tubolare a sezione triangolare
- Elena 5, fusto in legno massello di frassino tinto rovere

Adatta sia all'uso residenziale che contract.

/ Chair with essential lines, fiber glass reinforced polypropylene seat and structure available in different solutions, also stackable

Fiber glass reinforced polypropylene seat in various colors, expertly shaped for optimized ergonomics.

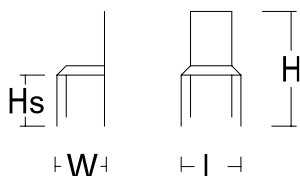
The structure is available in four different models:

- *Elena 2, round tubular structure, stackable*
- *Elena 3, wire structure*
- *Elena 4, with triangular tubular structure*
- *Elena 5, with oak painted solid ash structure*

Suitable for residential and contract use.

MISURE / SIZE:

L.48XW.54XHS.45XH.83



PESO & IMBALLO / WEIGHT & PACKING:



Numero colli
Boxes number


ELENA 5

Box: 52x63x59
m3 0,193
tot. Kg. 12,5


FINITURE / FINISHES:

Struttura e gambe / Structure and legs:


legno
wood



35 ROVERE COTTO
BURNISHED OAK



38 ROVERE GRAFITE
GRAPHITE OAK



39 ROVERE NATURALE
NATURAL OAK

FINITURE / FINISHES:


Seduta / Seat

Polipropilene
Polypropylene


Polipropilene / Polypropylene

Polimero termoplastico caratterizzato da un elevato carico di rottura, una bassa densità, una buona resistenza termica e all'abrasione.


Thermoplastic polymer characterized by a high tensile strength, low density, good thermal and abrasion resistance.



E1 BIANCO
WHITE




E3 GRAFITE
GRAPHITE




E4 GRIGIO CHIARO
LIGHT GREY




E7 NERO
BLACK



E9 TORTORA
DOVE GREY



EC ROSSO
RED



ED VERDE
GREEN



EE GIALLO
YELLOW



EF VERDE OLIVA
OLIVE GREEN



EG ROSSO MATTONE
BRICK RED