

SERRALUNGA

MADE IN ITALY

Since 1825

2000
YEARS

FURNITURE

SERRALUNGA
MADE IN ITALY

200
YEARS
Since 1825

FURNITURE

INDEX

SERRALUNGA	6
DESIGNERS	10
ARMCHAIRS & SOFAS	12
BALZAC NEW	14 29
BARCELONETA NEW	18
BAY	22 140
BELLE ÉTOILE	28
CANISSE	30
ONE NEW	36 104
PINE BEACH NEW	40 119, 123, 124, 125, 133, 185
RIPPLE	46
RIVIERA NEW	50 63, 104, 117
SIRCHESTER	56 115, 141, 150, 191, 193
TIME OUT	62
CHAIRS	64
CROISETTE	66 97, 99, 103, 105, 109
KUBRICK	72 104, 115
PORCINO	76
REGISTA	80 100, 101, 104, 181
RUSSEL NEW	84
SOLEA	88
TABLES, COFFEE TABLES & COUNTER BAR	92
BANQUÉTÉ	96 89
DUETTO	98 181
LOU LOU	102 59, 67, 69, 71, 79, 141
NOTRE DAME	108 86
BALZAC NEW	110 15, 18, 29, 32, 54
CAPITELLO NEW	112
DADO	114
DRUM NEW	118
HANDY 45	120 155
JUJU	122 23, 24, 26, 41, 140, 185
METEOR	126 61, 163
MILO LOW	130
ONE TABLE	36 63

RIPPLE TABLE	130	47, 48, 49
RUFFLE TABLE	136	188
COUNTER BAR THE VASES	138	

BENCHES

GIULIETTA	144	162
LOOP	148	133
LUBA	152	
ROMEO	154	121

LIGHTS

ATMOSFERA	158	
AUNT JANE	160	
BONHEUR	164	
FLAME	166	104, 193
FLORET	170	
LADY JANE / LADY MARY	172	
LAMPA-DARIA	174	33
LINDOS	178	
MISS JANE	180	100
ODETTE	182	
PIC-NIC	184	41, 140
RUFFLE	186	
SCARLETT	188	
	190	91

TECHNICAL DETAILS

194

COLOURS & FABRICS

204

MADE IN ITALY
SINCE 1825

100%
RECYCLABLE



THE FIRST ONES
PRODUCING
VASES WITH
ROTATIONAL
MOULDING IN
ITALY

SERRA

46 DESIGNERS



250 TYPES
OF VASES
FROM ITALIAN
TRADITION TO
INTERNATIONAL
DESIGN

2025
ANNIVERSARY
200 YEARS
ABOUT
FONDATION

THE FIRST ONES
PRODUCING
BIG VASES
OF FAMOUS
DESIGNERS



THE WORLDWIDE
BIGGEST VASE IN
COLLECTION



THE FIRST ONES
MAKING LIGHTED
VASES

LUNGA

1000
SQUARE
METERS OF
PHOTOVOLTAIC
AREA



“WE CONSIDER PLASTIC A PRECIOUS MATERIAL AND IT SHOULD BE USED CAREFULLY ONLY WHEN IT MAKES SENSE”

OUR PRODUCTS ARE REUSABLE UNLIMITED TIMES 100% RECYCLABLE

Most of our products are mainly made of 100% mono material: linear low density polyethylene LLDPE resin by rotational molding process. Polyethylene is a 100% recyclable polymer. Consequently, SERRALUNGA products are 100% recyclable and have a long life (over 10 years).

SERRALUNGA uses mainly LLDPE, 100% recyclable and some of our colours are made with recycled materials. As a result our products are reusable unlimited times. The material and its production process makes the products very resistant to extreme temperatures (-35 °C/+ 80°C; -31°F/+176°F), shocks, UV rays and saline climates.

THE CYCLE OF TRANSFORMATION A VIRTUOUS CIRCULAR ECONOMY

At the end of their life, our objects can be transformed into plastic powder to give new life to other objects, for “a virtuous circular economy”.

The rotational molding process allows to operate at low temperature and in absence of pressure. Then, a non-forced air cooling completes the production process. Consequently the cycle of transformation is very long, if compared to other moulding technologies, it takes approx. 30 minutes to produce one piece. In this way, the material doesn't undergo thermal shocks due to high temperatures, or physical shocks due to strong cooling and short production cycles. For these reasons a simple polymer such as LLDPE has physical characteristics of high strength, elasticity and durability.





CONSCIOUS PRODUCTION A CONTINUOUS PROCESS

SERRALUNGA uses only raw material transformed in Italy and certificated as per EU legislations. This has a positive impact also on the transport: it allows us to produce lower CO2 emissions.

We recycle our discarded products internally. We have started to use more and more second life LLDPE raw material containing 30% to 70% of regenerated material, without reducing or penalizing the quality and resistance of our objects.

The entire production process is made in SERRALUNGA factory located in Biella (North of Italy). Our production plant is equipped with PHOTOVOLTAIC PANELS that reduce energy consumption to the minimum respecting the environmental Ethics.

SUSTAINABLE - No polluting solvents are employed during the production process

ECOLOGICAL - They are obtained with inert and recyclable raw materials

LONG LASTING - Resistant, Long lasting, Excellent value for money

WEATHER RESISTANT - Products made of polyethylene (LLDPE) by roto molding bear sudden thermal excursions from -35 °C to +80 °C / -31°F/+176°F. Robust and shock resistant.

LIGHT WEIGHT - Easy to handle

MINIMAL MAINTENANCE - Can be cleaned quickly and easily

DESIGNERS



Eero Aarnio



Aquilialberg



Ron Arad



Alessandra Baldereschi



Bazzicalupo - Mangiarotti



Claudio Bellini



Sebastian Bergne



Luisa Bocchietto



Bortolani - Righi



Michel Boucquillon



Calvi - Brambilla



Aldo Cibic



Florent Coirier



Carlo Colombo



Michele De Lucchi



Rodolfo Dordoni



Marta Daza Fernandez



Naoto Fukasawa



Joan Gaspar




Giovanni Giacobone



Zaha Hadid



Arik Levy



Lineeverdi



Ross Lovegrove



Vico Magistretti



Raffaella Mangiarotti



Jean-Marie Massaud



Alberto Meda



Philippe Nigro



Patrick Norguet



Karim Rashid



Christophe Pillet



Patrizia Pozzi



Andrée e Olivia Putman



Lina Obregon



Paolo Rizzatto



Marc Sadler



Marta Sansoni



Denis Santachiara



Ettore Sottsass



Garth Roberts



Massimo Roj



Philippe Starck



Brian Steendyk



Patricia Urquiola



Ionna Vautrin



ZPZ Partners



ARMCHAIRS & SOFAS

ARMCHAIRS >



BALZAC ARMCHAIR NEW
pag.14



BARCELONETA NEW
pag. 18



BAY
pag. 22



CANISSE ARMCHAIR
pag. 30



PINE BEACH ARMCHAIR NEW
pag. 40



SIRCHESTER ARMCHAIR
pag. 56



TIMEOUT
pag. 62

SOFAS >



BALZAC SOFA NEW
pag. 14



BELLE ÉTOILE NEW
pag. 28



CANISSE SOFA
pag. 30



ONE NEW
pag. 36



PINE BEACH SOFA NEW
pag 40




RIPPLE SOFA
pag.46



RIVIERA NEW
pag 50



SIRCHESTER SOFA
pag. 56



ARMCHAIRS & SOFAS

BALZAC NEW

Patrick Norguet





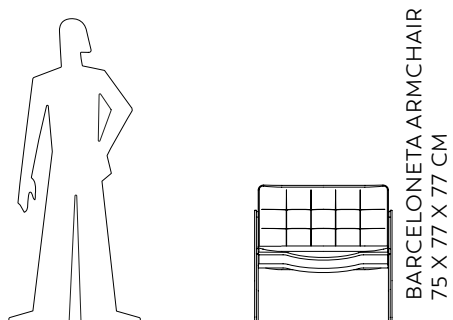
Balzac Armchair and Sofà - AV with HalfMoon WH cushions
Balzac Table - AV with MACMA Top



Balzac Armchair - SAV with Halfmoon WH cushions



*Balzac Armchair and Sofà - RCL with Soller TC cushions
Balzac Table - RCL with MAGMA Top*



ARMCHAIRS & SOFAS

BARCELONETA NEW

Raffaella Mangiarotti






Barceloneta - WH



Barceloneta - WH



*Barceloneta - WH
Newpot40 - LBK lacquered finishing*



BAY
BAY WITH LIGHT ✨
65 X 65 X 70 CM



✨ AVAILABLE WITH LIGHT
MOLESKIN FINISHING AVAILABLE

ARMCHAIRS & SOFAS

BAY

Raffaella Mangiarotti





*Bay and Juju table - VOC and GG
Kentia - WH*



Bay, Juju Table and Kentia Pannel - WH






Bay - WP
Juju - IWH



Bay – MAN Moleskin finishing



ARMCHAIRS & SOFAS

BELLE ÉTOILE



Andrée Putman



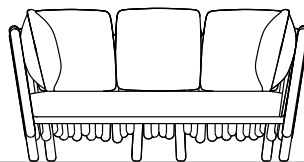


*Belletoile - LWH lacquered finishing
With Halfmoon WH cushions*

*Balzac Sofà and armchairs - AV
With Halfmoon WH cushions
Balzac Table - AV with Magma top*



CANISSE ARMCHAIR
97 X 88 X 80 CM



CANISSE SOFA
175 X 88 X 80 CM

ARMCHAIRS & SOFAS

CANISSE

Philippe Nigro





*Canisse Armchair - WH
With Halfmoon WH cushions*



*Canisse sofà and armchair - IMP
With Soller TC cushions
Balzac Table - AV with Magma top*





*Canisse sofà and armchairs - WH
With Halfmoon WH cushions
Lady Jane Light - LWH and LBK lacquered finishing*






*Canisse armchairs - ANT
With Halfmoon WH cushions*



ONE24/1P
120 X 97 X 76 CM



ONE TABLE
94 X 94 X 21 CM

ARMCHAIRS & SOFAS

ONE NEW

Marc Sadler





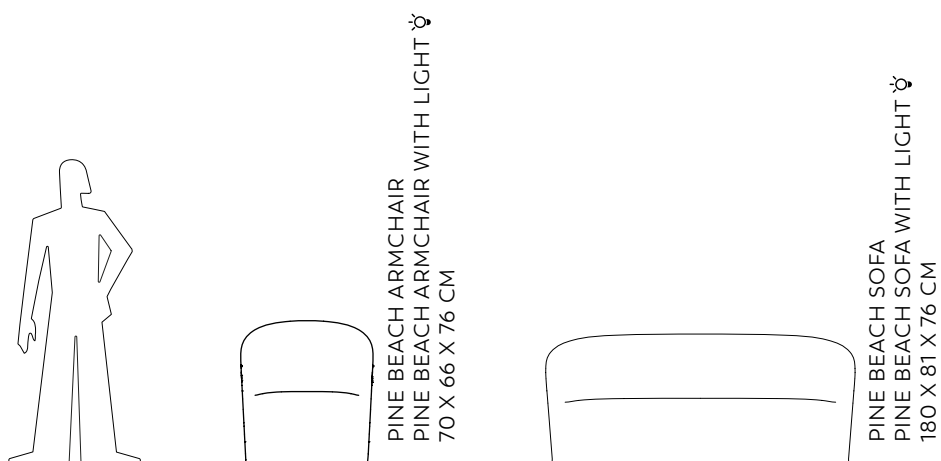
One - TC2 with Lorckey TO and Ouche RIG cushions
Fabrics LIMONTA | 1893



One with and without armrests TC2 with Lorckey TO and Ouche RIG cushions
One Table - TC2 with CARRARA top
Fabrics LIMONTA | 1993



One - WH with Lorkey TO and Ouche RIG cushions
One Table - WH with CARRARA top
Fabrics LIMONTA | 1893



☼ AVAILABLE WITH LIGHT
MOLESKIN FINISHING AVAILABLE

ARMCHAIRS & SOFAS


PINE BEACH NEW

Christophe Pillet






*Pinebeach, Sofà, armchair anh Juju Table - MTC Moleskin finishing
Odette - special edition*



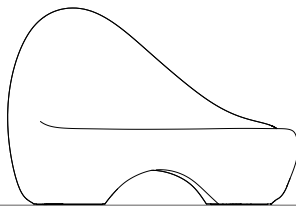



*Pinebeach Sofà, armchair -MGS Moleskin finishing
Fiore di Loto - NT*





Pinebeach Sofà and Armchair - ANT with Halfmoon WH cushions



RIPPLE SOFA
77 X 153 X 104 CM

ARMCHAIRS & SOFAS

RIPPLE

Zaha Hadid Architects





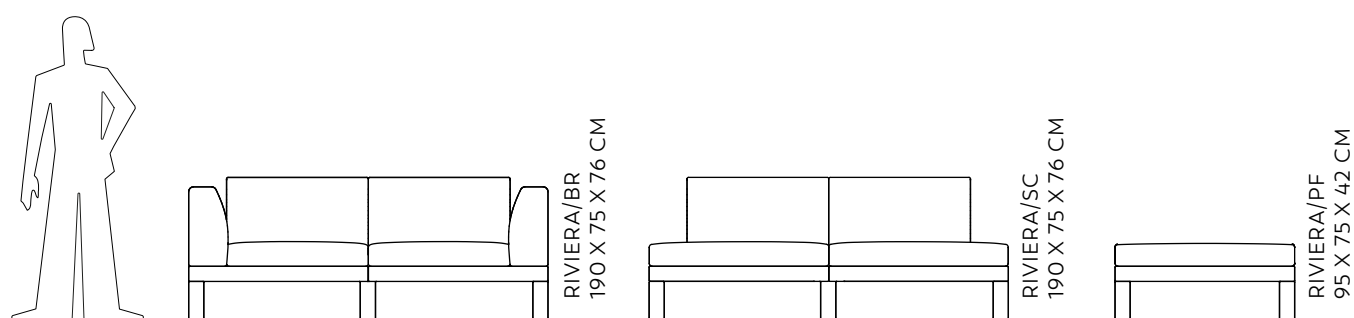
Ripple Sofà and Table - MT moleskin finishing



Ripple Sofà and Table - AZP



Ripple Sofà and Table - AZP



ARMCHAIRS & SOFAS


RIVIERA NEW

Serralunga





Riviera - TO with Lorckey TO and Brezza CAP cushions
Fabrics LIMONTA | 1893



Riviera - TO with Lorckey TO and Brezza CAP cushions
Fabrics LIMONTA | 1993



Riviera - TC2 with Lorckey TO and Brezza MOKA cushions
Fabrics LIMONTA | 1893




Riviera - TC2 with Lorkey TO and Brezza MOKA cushions
Balzac Table - AV with Raphia top
Fabrics LIMONTA | 1893



Riviera - T0 with Lorkey TO and Brezza MOKA and CAP cushions
Fabrics LIMONTA | 1893



Riviera - TO with Lorckey TO and Brezza MOKA and CAP cushions
Fabrics LIMONTA | 1893



☞ AVAILABLE WITH LIGHT
MOLESKIN FINISHING AVAILABLE

ARMCHAIRS & SOFAS

SIRCHESTER

Bazzicalupo / Mangiarotti






Sirchester armchairs -MTC and MAN Moleskin finishing



Sirchester sofă -MTC Moleskin finishing



*Sirchester sofà and armchair -WH with Halfmoon WH cushions
Lou Lou Table - WH*



Sirchester armchair - NT with light



*Sirchester armchair and Sofa - IWH with special edition cushions
Meteor table - IWH*



ARMCHAIRS & SOFAS

TIMEOUT

Rodolfo Dordoni





Time Out armchair - WH
One table - WH with Lavagna top



CHAIRS



CROISETTE ARMCHAIR
pag. 66



CROISETTE CHAIR
pag. 66



KUBRICK
pag. 72



PORCINO
pag. 76




REGISTA
pag. 80



RUSSEL
pag. 84



SOLEA
pag. 88



CHAIRS

CROISSETTE

Florent Coirer





Croisette armchairs - MEN
Lou Lou table - WH with Lavagna top
Eufronio - ANT







*Croisette armchairs - MEN
Lou Lou table - WH with special edition top
Newpot - ANT*





*Croisette chair and armchairs - TO
Lou Lou table - TO with Carrara top*



KUBRICK
64 X 62 X 72 CM

CHAIRS

KUBRICK

Marc Sadler








Kubrik - LBK Lacquered finishing



Kubrik - IWH



PORCINO
 PORCINO WITH LIGHT ✂
 PORCINO ASHTRAY ✂
 35 X 35 X 50 CM

CHAIRS

PORCINO

Aldo Cibic

✂ AVAILABLE WITH LIGHT
 ✂ ASHTRAY



MOLESKIN FINISHING AVAILABLE




PORCINO FINISHING






Porcino - NT with light





Parcino -AZP, VB and GS
Lou Lou table - ANT with Lavagna top



CHAIRS

REGISTA


Michel Boucquillon








Regista - WH



Regista - WH



CHAIRS

RUSSEL NEW

Vico Magistretti





Russel - TC4 with Brezza MOKA cushions



*Russel - WH and AQM
Oasis - WH
Marcantonio Au Mur- WH
Notredame table - AQM*





CHAIRS

SOLEA

Design Giacobone e Roj Progetto CMR





Solea chairs - WH
Banquetà table - WH





Solea armchairs - WH
Scarlett 180 - WH



TABLES, COFFEE TABLES & COUNTER BAR

TABLES >



BANQUÉTÉ
pag. 96



DUETTO
pag. 98



LOU LOU LARGE & SLIM
pag. 102



NOTRE DAME
pag. 108

COFFEE TABLES >



BALZAC NEW
pag. 110



CAPITELLO
pag. 112



DADO
pag. 114



DRUM NEW
pag. 118



HANDY 45
pag. 120



JUJU
pag. 122



LOU LOU
pag. 102



METEOR
pag. 126



MILO LOW
pag. 130



ONE TABLE
pag. 36



RIPPLE TABLE
pag. 134

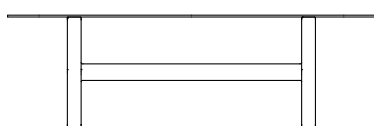



RUFFLE TABLE
pag. 136

COUNTER BAR >



THE VASES
pag. 138



BANQUÈTE' 200
200 X 100 X 75 CM

TABLES

BANQUÈTÉ

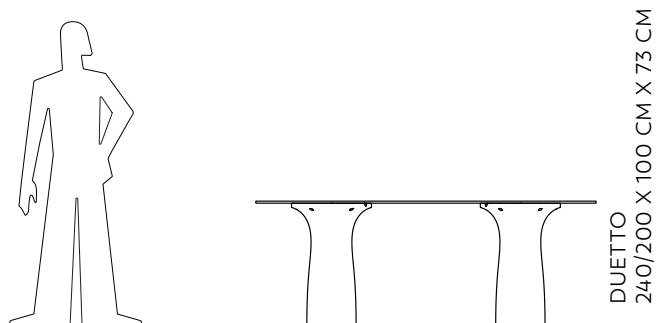
Calvi & Brambilla



Banquète - WH with
Wood top 200



Banqu   - WH with Carrara top 240
Croisette armchairs - WH



MOLESKIN FINISHING AVAILABLE

TABLES

DUETTO

Serralunga





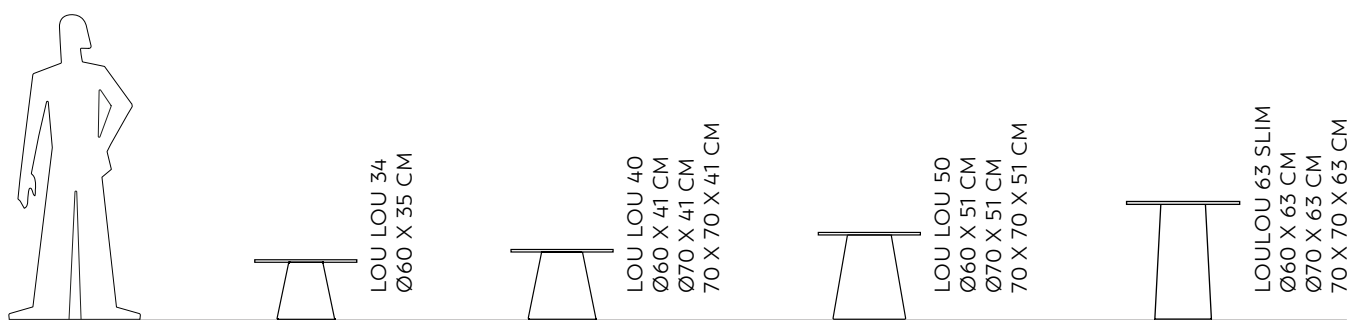
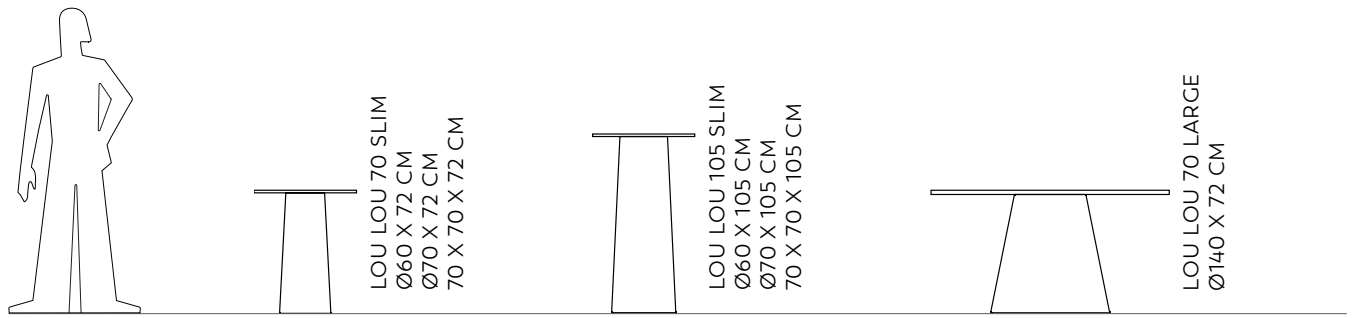
*Duetto - ANT with Carrara top 240
Croisette Armchairs - ANT*



*Duetto table MTC Moleskin finishing Top Wood
Regista Chairs
Lindos Hanging Lamp MVO Moleskin finishing*



*Duetto table - MTC Moleskin finishing with Wood top 200
Regista Chairs*



TABLES

LOU LOU

Raffaella Mangiarotti





*Lou Lou table -AZP with Lavagna top
Croisette armchairs - TO
Cassero 60 - TO
Cassero Long - SAV*

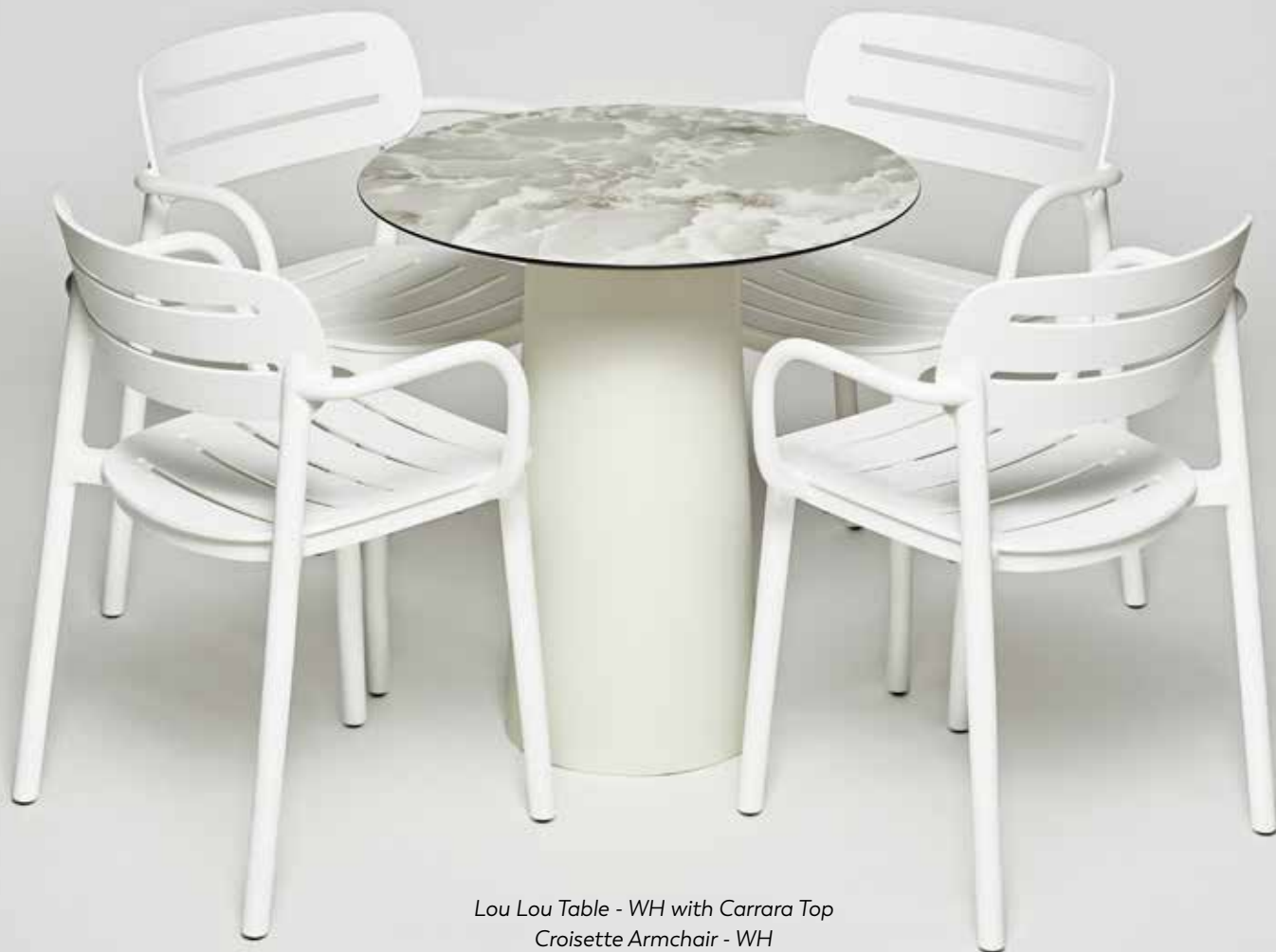
AWARD WINNER
NYCXDESIGN 2019
Lou Lou 70 Large top
in HPL Slate colour



*Lou Lou table - WH with Lavagna top
Regista Chairs - WH, Bonheur Lamp - NT,
Kabin vase - WH, Kubrick - WH*



*Lou Lou Table - RCL with LAVAGNA top
One - TC2 with Lorckey TO and Ouche RIG cushions*



*Lou Lou Table - WH with Carrara Top
Croisette Armchair - WH*



*Lou Lou Table - WH with Lavagna Top
Croisette Armchair - ANT*



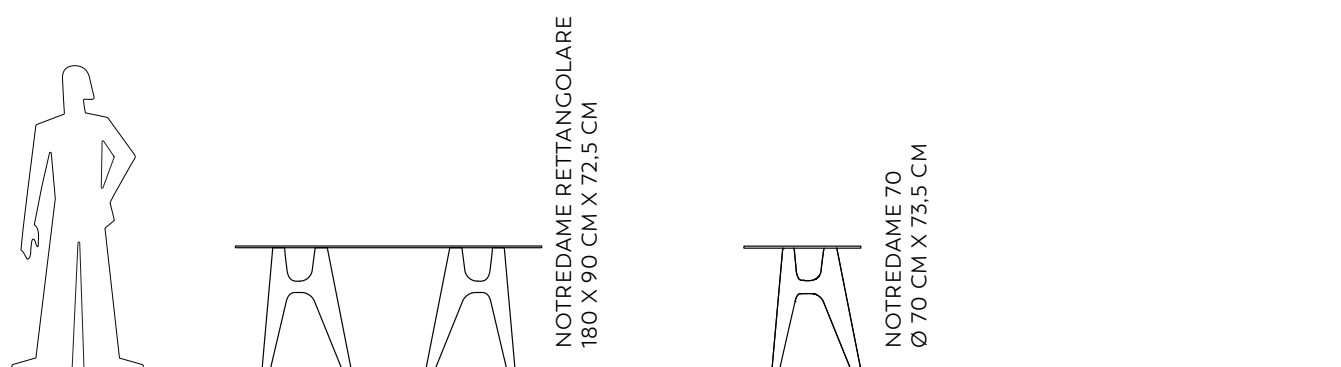
Lou Lou Table - WH with Carrara top



Lou Lou Table - WH with Lavagna top



Lou Lou set – Matt metallic lacquered finishing



TABLES

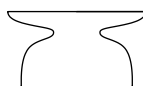

NOTREDAME

Raffaella Mangiarotti





Notredame - TO with CARRARA Top
Croisette chair TO



BALZAC TABLE
Ø 73 X 44 CM

COFFEE TABLES

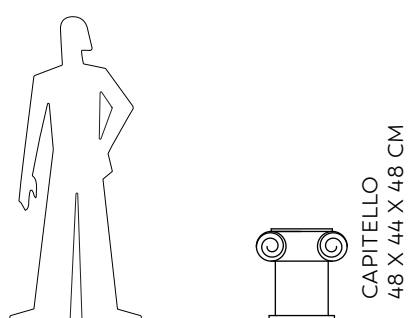
BALZAC NEW

Patrick Norguet





Balzac Table - AV with CARRARA top
Newpot 40 - LBK lacquered finishing



COFFEE TABLES


CAPITELLO NEW

Serralunga





Capitello PR



DADO
DADO WITH LIGHT ✨
38 X 38 X 47 CM

✨ AVAILABLE WITH LIGHT

COFFEE TABLES

DADO

Bortolani e Righi





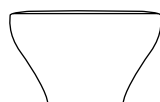

Dado - WH
Kubrick - WH
Sirchester sofa - WH



*Dado - LWH lacquered finishing
Lazy sunbed - WH*



Dado - WH
Riviera - TO with Brezza CAP and MOKA cushions



DRUM
Ø 80 X 51 CM

COFFEE TABLES


DRUM NEW

Serralunga





Drum - ANT with BLACK MARBLE top
Pine beach Sofà and armchair - ANT with Halfmoon WH cushions



COFFEE TABLES

HANDY 45

Luisa Bocchietto






Handy 45 - GS
Romeo - GS



FURNITURE
CATEGORY



JUJU
JUJU WITH LIGHT ✨
Ø52 X 50 CM



✨ AVAILABLE WITH LIGHT
MOLESKIN FINISHING AVAILABLE

COFFEE TABLES

JUJU

Garth Roberts





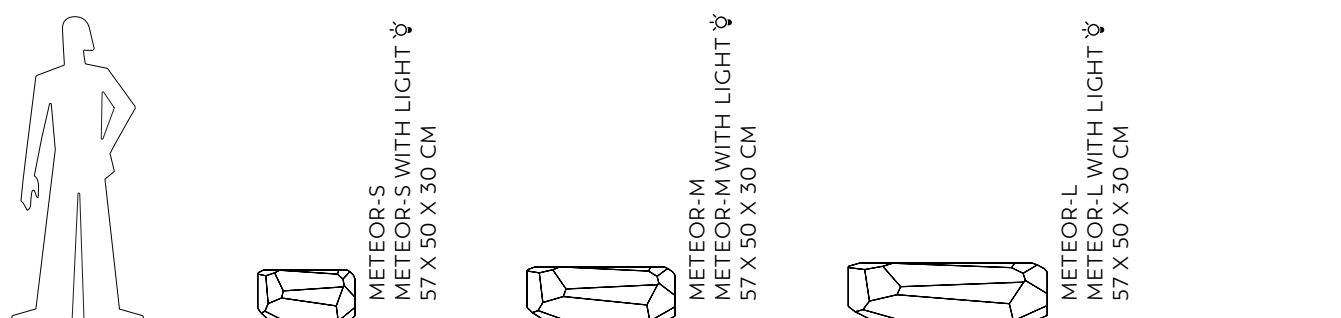
Juju - MGS Moleskin finishing
Pinebeach sofà - MGS Moleskin finishing
Fiore di Loto - NT



Juju table - GG
Pine Beach armchair - GG



Juju - WH
Pine Beach sofa - WH



COFFEE TABLES

METEOR

Arik Levy



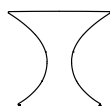





Meteor - NT with light



Meteor - WH
Fiore di loto - NT



MILO LOW
MILO LOW WITH LIGHT ✕
59,5 X 59,5 X 56 CM

COFFEE TABLES

MILO LOW

Aquiliaalberg



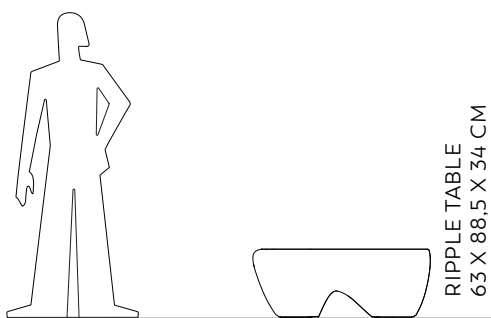


Milo Low - NT with light
Lounge Cube - NT with light





Milo Low - IWH
Loop - ANT
Pinebeach armchair - IWH



RIPPLE TABLE
63 X 88,5 X 34 CM

COFFEE TABLES


RIPPLE TABLE

Zaha Hadid Architects





Ripple - LWH lacquered finishing



RUFFLE TABLE
42 X 57 X 49,5 CM

COFFEE TABLES

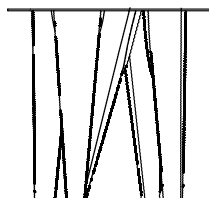

RUFFLE TABLE

Garth Roberts





Ruffle - WH



THE VASES COUNTER BAR
120 X 96 X 113 CM

☞ AVAILABLE WITH LIGHT

COUNTER BAR

COUNTER BAR THE VASES

Ron Arad





Counter Bar The Vases
WP top slate



*Odette Floor Lamp
Counter Bar The Vases with light*

*Bay with light
Juju table WH*



Sirchester armchair and sofa with light

*Holly All with light
Lou Lou table WH with Lavagna top*



BENCHES



GIULIETTA
pag. 144



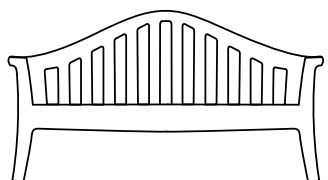

LOOP
pag. 148



LUBA
pag. 152



ROMEO
pag. 154



GIULIETTA
186 X 67 X 100 CM

BENCHES

GIULIETTA

Paolo Rizzatto





Giulietta - LWH lacquered finishing





Giulietta - TC2 with Soller TC cushions



Giulietta - WH

Vas-two and Big-bo - WH



LOOP
LOOP WITH LIGHT ✕
180 X 50 X 40 CM



✕ AVAILABLE WITH LIGHT
MOLESKIN FINISHING AVAILABLE
(only on the external parts)

BENCHES

LOOP

Christophe Pillet







*Loop - LCM Matt metallic lacquered finishing
with light*







LUBA
LUBA WITH LIGHT ✂
141 X 45,5 X 49 CM

BENCHES

LUBA

Ionna Vautrin

✂ AVAILABLE WITH LIGHT




MOLESKIN FINISHING AVAILABLE





Luba - TO



BENCHES

ROMEO

Paolo Rizzatto





Romeo and Handy 45 - CS



Romeo - AZP



Romeo - GS



LIGHTS



ATMOSFERA
pag. 160



AUNT JANE
pag. 164



BONHEUR
pag. 166



FLAME
pag. 170



FLORET
pag. 172



LADY MARY / LADY JANE
pag. 174



LAMPA-DARIA
pag. 178



LINDOS
pag. 180



MISS JANE
pag. 182



ODETTE
pag. 184



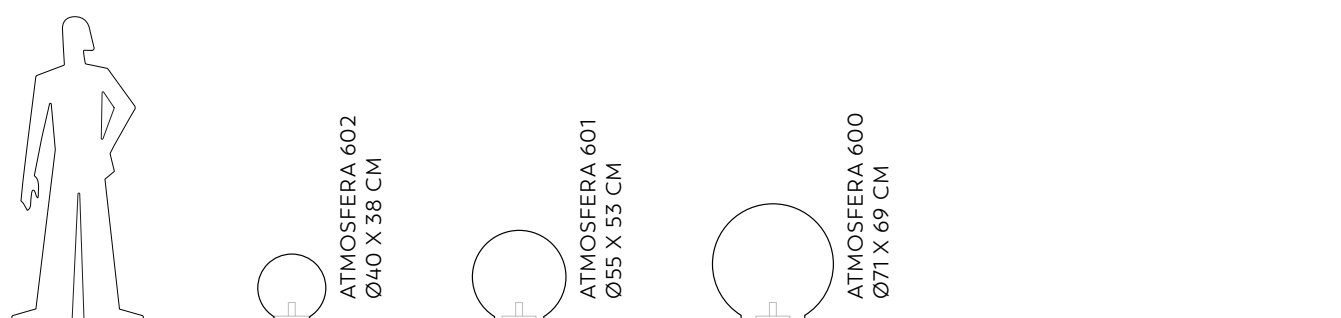
PIC-NIC
pag. 186



RUFFLE
pag. 188



SCARLETT 140/180
pag. 190



LIGHTS

ATMOSFERA

Serralunga





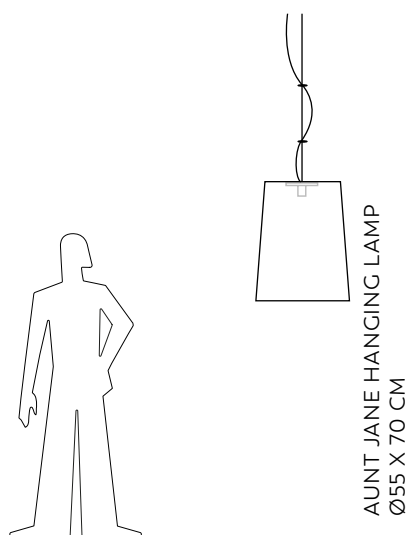
Atmosfera - NT with RGB light



Atmosfera - NT
Giulietta - WH



Atmosfera - NT
Meteor - WH



LIGHTS

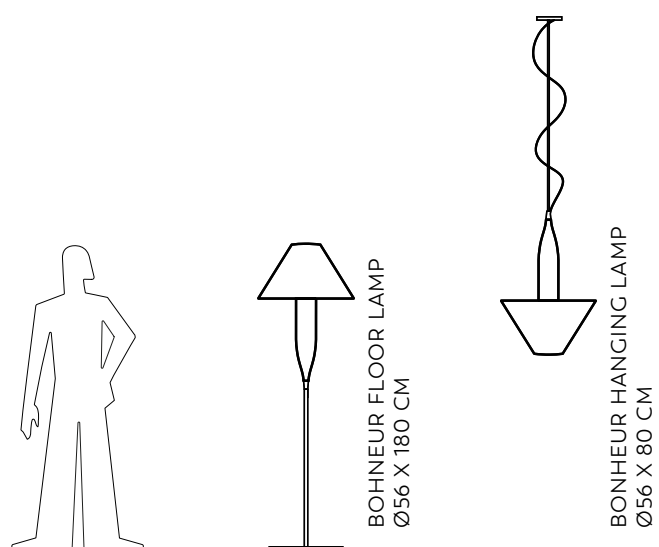
AUNT JANE

Marc Sadler





Aunt Jane - LWH lacquered finishing with light



LIGHTS

BONHEUR

Michele De Lucchi / A. Nason






Bonheur - NT







LIGHTS

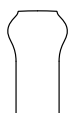

FLAME

Sebastian Bergne





Flame - NT




FLORET
Ø 35 X 61 CM

LIGHTS

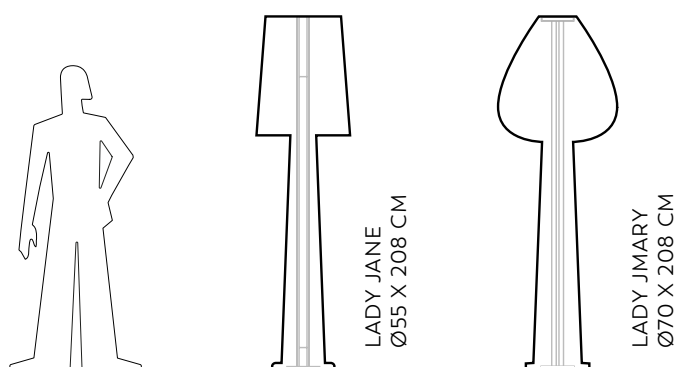
FLORET

Raffaella Mangiarotti





Floret - NT



LIGHTS

LADY JANE / LADY MARY

Marc Sadler





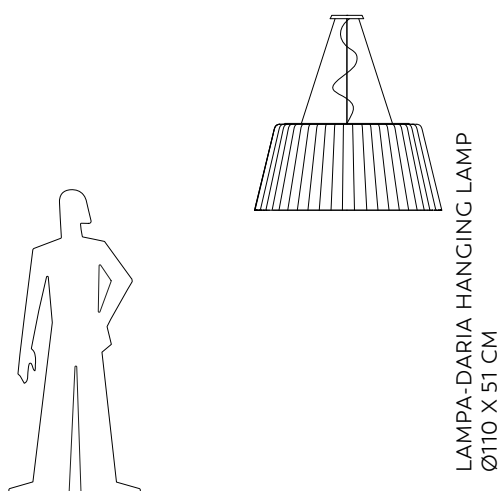
Lady Jane - LWH lacquered finishing



Lady Jane - LWH lacquered finishing



Lady Jane - Lbk lacquered finishing



LIGHTS

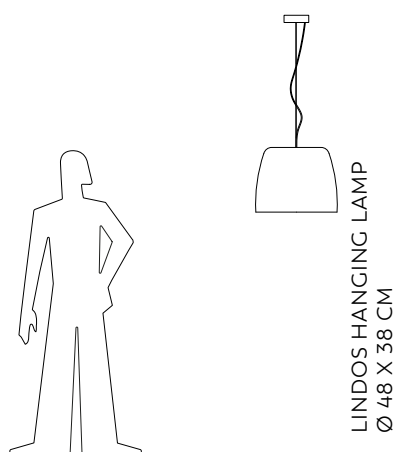
LAMPA-DARIA

Luisa Bocchietto





Lampa-Daria - NT



MOLESKIN FINISHING AVAILABLE

LIGHTS

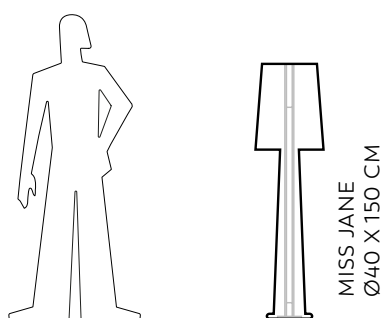
LINDOS

Serralunga





Duetto table - MTC Moleskin finishing with Wood top 200
Regista Chairs
Lindos Hanging Lamp - MVO Moleskin finishing



LIGHTS

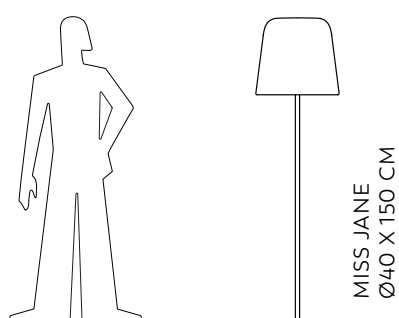
MISS JANE

Marc Sadler





Missjane - LTM Matt metallic lacquered finishing



LIGHTS

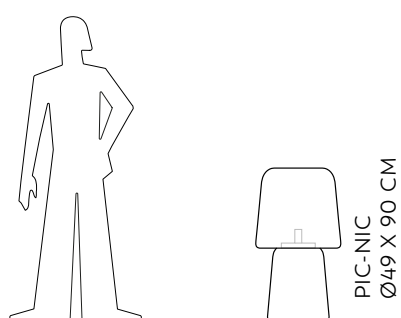
ODETTE

Serralunga





*Pinebeach Sofà, armchair and Juju Table -MTC Moleskin finishing
Odette - NT*



MOLESKIN FINISHING AVAILABLE

LIGHTS


PIC-NIC

Joan Gaspar





Pic-Nic - MVO Moleskin finishing



LIGHTS

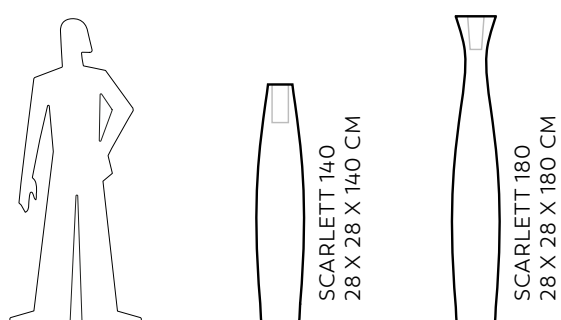
RUFFLE

Garth Roberts





Ruffle floor lamp - NT
Newpot - ANT



LIGHTS

SCARLETT

Christophe Pillet





Scarlett 180 - NT
Sirchester Sofa - NT with light



Scarlett 140 and 180 - NT



Scarlett 180 - NT
Bonheur - NT
Sirchester armchairs - IWH

TECHNICAL DETAILS

MATERIALE ANTIFIAMMA UL94-V2

FLAME RETARDANT MATERIAL UL94-V2

Su richiesta possiamo utilizzare materiale LLDPE addizionato con ritardante di fiamma.

In questo caso il materiale è classificato V-2 in accordo con la normativa UL-94 dei test di infiammabilità.

Non tutti i prodotti sono fornibili con materiale UL94-V2, contattate il nostro ufficio commerciale per maggiori informazioni, prezzo e disponibilità.

Only on request we can use LLDPE material with added flame retardant.

In this case the material is classified V-2 in accordance with the UL-94 flammability test standard.

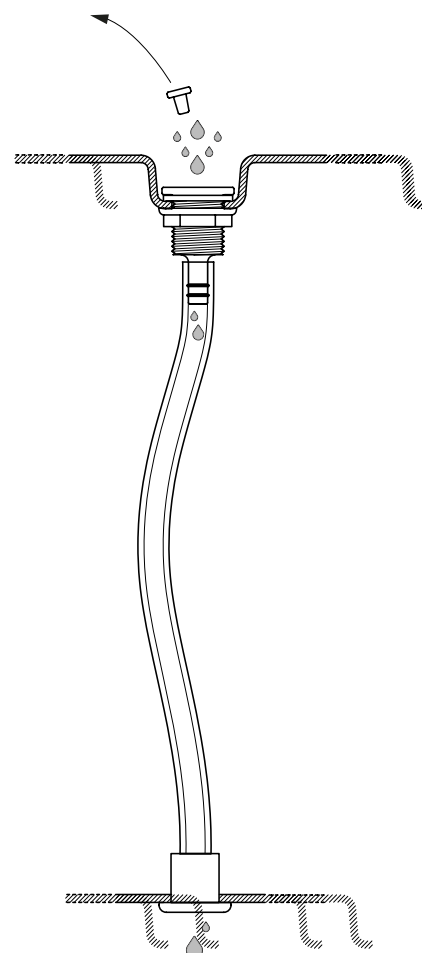
Not all items can be produced with UL94-V2 material, please contact our sales department for more information, price and availability.

SISTEMA DI DRENAGGIO

WATER DRAINAGE SYSTEM

Tutti i vasi illuminati sono dotati di sistema di drenaggio per l'acqua. Rimuovere il tappo all'interno del vaso per far defluire l'acqua.

All illuminated pots are equipped with a water drainage system. Remove the inner stopper to drain water.



FISSAGGIO A TERRA

GROUND FIXING

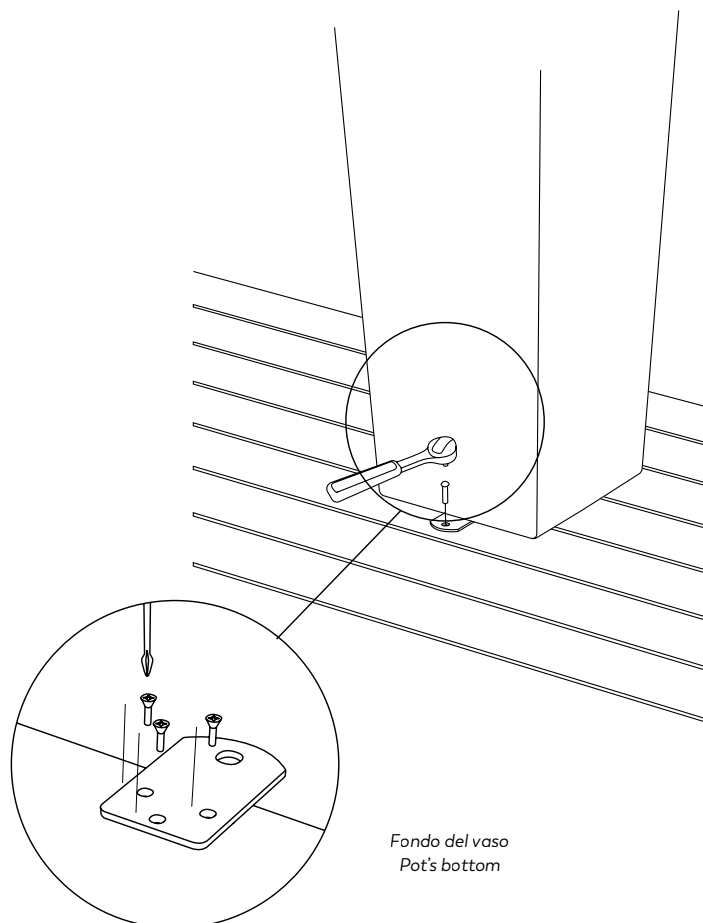
I prodotti possono essere fissati a terra tramite piastre in acciaio inox AISI 316.

I tasselli per l'ancoraggio non sono inclusi nel kit, ma devono essere acquistati in base al tipo di pavimentazione su cui si desidera fissare il prodotto.

Si consigliano 3 piastre per i vasi tondi e 2/4 piastre per i vasi quadrati e rettangolari.

Products can be fixed to the ground with AISI 316 stainless steel plates. Rawplugs are not included in this kit, they must be bought according to the ground where you want to fix the product.

We suggest 3 plates for round pots and 2/4 plates for square and rectangular pots.



FISSAGGIO MARCANTONIO AU MUR

E POT AU MUR

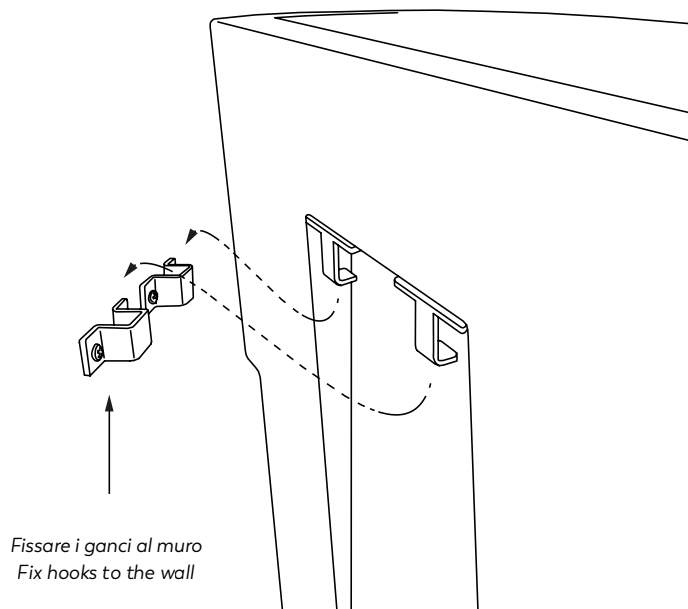
MARCANTONIO AU MUR

AND POT AU MUR WALL FIXING

Il vaso viene fornito con due ganci in acciaio inox AISI 316. È resistente agli agenti atmosferici, al cloro, anticorrosione, adatto in ambiente salino. Tasselli a muro non compresi. Acquistate i tasselli più adatti al tipo di muro su cui andrete a fissare il vaso (mattoni forati, calcestruzzo, cartongesso, etc.).

The pot is provided with a hook in stainless steel AISI 316. It's resistant to weather, chlorine, corrosion and suitable in saline environment.

Nogs not included. Buy the nogs suited for the type of wall on which you are going to fix the pot (bricks, concrete, plasterboard, etc.).



ISTRUZIONI PER INVASATURA


POTTING INSTRUCTIONS

Riempimento vaso

Riempire il vaso con 1/3 in altezza di argilla espansa, posizionare uno strato di tessuto drenante e completare il riempimento con terriccio alleggerito per giardini pensili fino a qualche cm dal bordo del contenitore interno. Attenzione, l'uso esclusivo di terra è sconsigliato perchè si compatta, non drena ed appesantisce oltre il consentito la struttura con rischio di danneggiare il vaso. L'argilla espansa svolge la funzione di riserva d'acqua, trattenendo l'umidità in eccesso e rilasciandola nel caso essa sia insufficiente.

Potting instructions

Fill the pot with 1/3 in height of expanded clay, put a draining cloth and complete filling with green roof lightweight soil, leaving 5 cm from the pot rim. Warning, the exclusive use of ordinary soil is not recommended, as it does not drain well and weigh down the structure beyond the permitted with risk of damaging the pot. Expanded clay has the function of water reservoir, holding excess wet and releasing it in case it is insufficient.



Portavaso


Infine i nostri vasi possono essere utilizzati come cachepot (portavaso). Sugeriamo l'utilizzo di un semplice vaso iniezione (plastica) con relativo sottovaso (opzionale).

Nel caso in cui il vaso sia provvisto di kit per il drenaggio dell'acqua, non rimuovere il tappino in PVC.

Cachepot

Finally, our pots can be used like cachepot. We suggest the use of an injection pot with relative saucer (optional).

In case that the drainage kit has already been mounted, don't remove the PVC stopper.



Interno

Procedere con l'invasatura senza forare il prodotto e, nel caso sia presente il kit di drenaggio dell'acqua, senza rimuovere il tappino in PVC dall'interno dell'alloggiamento

Indoor

Proceed with the potting without drilling the product and, if there is a water drainage kit, without removing the PVC stopper

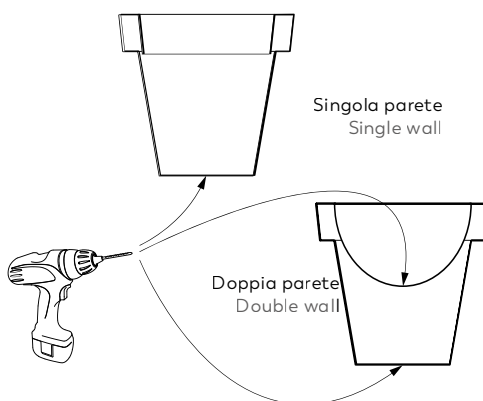
Esterno

I nostri vasi possono anche essere utilizzati come dei vasi di terracotta, praticando con un comune trapano dei fori sul fondo del vaso (foratura Ø 6 mm circa). Per i vasi a doppia parete, nel caso sia presente il kit di drenaggio, va rimosso il tappo prima dell'invasatura, mentre se non sono muniti di kit di drenaggio, va forata sia la vasca interna che il fondo.

Outdoor

Our pots can also be used like terracotta pots, making holes with a common drill on the bottom of the pot (hole Ø 6 mm). If double-wall pots, have drainage kit, the cap must be removed before planting.

In case double-wall pots are not equipped with drainage kit, both the inner tank and the bottom must be drilled.

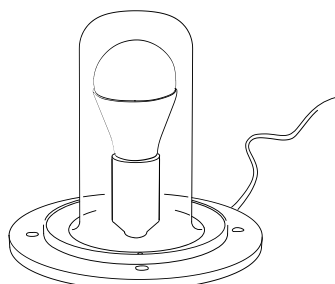


IMPIANTI LUCE

LIGHTING SYSTEMS

Impianto luce IP67 con lampadina a luce calda o luce fredda

LUCE FREDDA: Lampadina led 13 W (E27).
175/250 V (110/120 V) - 50/60 Hz - 1250 lm - 6000 K.
Cavo nero 3m.
Protezione IP67.
LUCE CALDA: Lampadina a risparmio energetico
20 W (E27).
220/240 V (110/120 V) - 50/60 Hz - 1200 lm - 2700 K.
Cavo nero 3m.
Protezione IP67.



IP67 CB

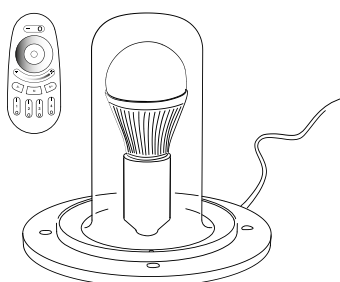
IP67 lighting system

with warm or cool white bulb

COOL WHITE: 13 W led bulb (E27).
175/250 V (110/120 V) - 50/60 Hz - 1250 lm - 6000 K.
3m black wire.
IP67 protection.
WARM WHITE: 20W energy saving bulb (E27).
220/240 V (110/120 V) - 50/60 Hz - 1200 lm - 2700 K.
3m black wire.
IP67 protection.

Impianto luce IP67 con lampadina led RGB

Lampadina led RGB 9 W (E27).
100/240 V - 50/60 Hz - 960 lm - 2700/6500 K
16 milioni di colori selezionabili
pilotaibile con telecomando a RF da 2.4 GHz-
3m black wire.
IP67 protection.



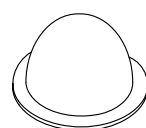
IP67 CB

IP67 lighting system with RGB led bulb

9 W RGB led bulb (E27).
100/240 V - 50/60 Hz - 960 lm - 2700/6500 K -
16 millions color to choose
2.4 GHz RF remote control
3m black wire.
IP67 protection.

Impianto luce led wireless IP67

3W led, 3000K, 290 lm, batteria agli ioni di litio da
5200 mAh, classe III
Autonomia: più di 6 ore alla massima luminosità.
Tempo di ricarica: fino a 10 ore.
Stazione di ricarica a induzione (per uso interno) fun-
ziona con caricatore (non incluso) 5V-1A o 5V-2A con
cavo con uscita USB.
Led pilotaibile con tasto sul fondo.
Protezione impianto luce IP67



IP67

Wireless IP67 led lighting system

3W led, 3000K, 290 lm, 5200 mAh lythium battery,
class III
Battery life: up to 6 hours at maximum brightness.
Recharging time: up to 10 hours.
Induction charging station (for indoor use) works
with 5V -1A or 5V-2A charger connected by wire
with USB connector.
Operated by button on the bottom side of the
lighting system.
IP67 lighting system protection.

Protezione IP67

Protezione totale alla penetrazione di corpi solidi e polveri.
Protezione contro l'immersione momentanea in acqua per
30 minuti ad 1 metro di profondità.

IP67 Protection

Total protection against solid corps and powders penetra-
tion. Protection against water immersion for 30 minutes
at 1 meter deep.

Impianto luce led RGBW wireless IP65

1,6 W RGBW wireless led (bianco 3000K) - 170lm - batteria

agli ioni di litio da 2000 mAh - Classe II.

Autonomia: Circa 6 ore alla massima luminosità (luce statica).

Tempo di ricarica: Fino a 3 ore.

Caricabatterie con cavo per uso interno (incluso):

- Input 110-240V - 50/60Hz.

- Output 5V-1A.

Led pilotabile con tasto sul fondo o con apposito telecomando

RF (incluso).

Protezione impianto luce IP65

**Wireless IP65 RGBW led lighting system**

1,6W RGBW wireless led (3000K white) - 170 lm - 2000 mAh lithium battery - Class II.

Battery life: Approximately 6 hours at maximum brightness (static mode).

Recharging time: up to 3 hours.

Charger with cable for indoor use (included):

- Input 110-240V - 50/60Hz.

- Output 5V-1A.

Operated by button on the bottom side of the lighting system or RF remote control (included).

IP65 lighting system protection.

Impianto luce led RGB wireless bluetooth IP68

1.2W led RGB, 120 lm, batteria agli ioni di litio da 3.7V, 2200 mAh - classe III

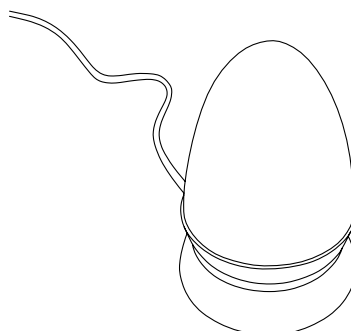
Autonomia: fino a 8 ore alla massima luminosità

Tempo di ricarica: fino a 6 ore.

Stazione di ricarica per uso in interno: input 110/240V - 50/60 Hz - output 5VDC - Classe II

Pilotabile con app da cellulare (connessa tramite bluetooth 4.0), oppure con pulsanti sul fondo dell'impianto.

Protezione impianto luce IP68

**IP68 RGB wireless bluetooth led lighting system**

1.2W RGB led, 120 lm, 3.7V 2200 mAh lithium-ion battery - class III.

Battery life: up to 8 hours at maximum brightness.

Recharging time: up to 6 hours.

Charging station for indoor use: input 110/240V - 50/60 Hz - output 5VDC - Class II.

Operated by mobile app (connected with bluetooth 4.0), or buttons on the bottom side of the lighting system.

IP68 lighting system protection.

Protezione IP65

Protezione totale alla penetrazione di corpi solidi e polveri.
Protezione contro getti di acqua.

IP65 Protection

Total protection against solid corps and powders penetration.
Protection against low-pressure water jets.

Protezione IP68

Protezione totale alla penetrazione di corpi solidi e polveri.
Protezione contro l'immersione permanente in acqua ad 1 metro di profondità.

IP68 Protection

Total protection against solid corps and powders penetration.
Protection against permanent water immersion at 1 meter deep.

Protezione IP20

Protezione contro oggetti solidi più grandi di 12.5 mm.
Nessuna protezione contro i liquidi.


IP20 Protection

Protection against solid corps bigger than 12.5 mm.
No protection against liquid.



COLOURS & FABRICS


STANDARD COLOURS ☺




Bianco / WH
(bianco panna/creamy white)




Neutro Luce / NT
(traslucido/translucent)



Neve di San Candido / IWH
(bianco ghiaccio/ice white)



Gesso di Bologna / WH5
(bianco gesso/chalk white)



More di Rovo / BK
(nero/black)




Pietra delle Dolomiti / GG
(grigio chiaro/light grey)



Salvia di Sardegna / SAV
(verde salvia/sage green)




Verde Pavone / WP
(petrolio/peacock green)



Pietra di Matera / AV
(avorio/ivory)



Tortora di Torino / TO
(tortora/dove)



Antracite di Sardegna / ANT
(antracite/anthracite)



Origano di Sardegna / VMA
(verde/marrone brown/green)

Eventuali disuniformità di colore sono legate al processo tecnologico ed alla finitura manuale dei prodotti:

- Colori studiati e appositamente prodotti nei laboratori interni Serralunga.
- ☺ Clean Fighter: Speciale miscela studiata da Serralunga per rendere più facile la pulizia di qualsiasi prodotto con colorazione standard.
- ⊘ Non Clean Fighter

Eventual colour discrepancies are linked to the technological process and to the manual finishing of the products:


- Colours are studied and properly realized in Serralunga's laboratories.
- ☺ Clean Fighter. Special mixture studied by Serralunga to make the cleaning of products in standard finish, easier.
- ⊘ Non Clean Fighter

* Irregular spatula finish not uniform
* Finitura spatolata non uniforme

STANDARD COLOURS ☺



Red Clay / RCL



Rosso Pompeiano / PR
(vinaccia/bordeaux)



Olive di Cerignola / VOC
(verde oliva/ olive green)



Rosso / RO
(rosso vivo/ bright red)



Acqua della Maddalena / AQM
(blu acciaio/ steel blue)



Azzurro di Provenza / AZP
(azzurro chiaro/ pale blue)



Verde British / VB
(verde pino/ pine green)



Castoro / TC2
(marroncino chiaro/ light brown)



Terracotta scura / TC4
(cioccolato/ chocolate)



Terracotta Toscana / T



Impruneta classica / IMP *



Giallo Sahara / GS
(giallo senape/ mustard yellow)

Eventuali disuniformità di colore sono legate al processo tecnologico ed alla finitura manuale dei prodotti:

- Colori studiati e appositamente prodotti nei laboratori interni Serralunga.
- ☺ Clean Fighter: Speciale miscela studiata da Serralunga per rendere più facile la pulizia di qualsiasi prodotto con colorazione standard.
- ⊗ Non Clean Fighter

Eventual colour discrepancies are linked to the technological process and to the manual finishing of the products:

- Colours are studied and properly realized in Serralunga's laboratories.
- ☺ Clean Fighter. Special mixture studied by Serralunga to make the cleaning of products in standard finish, easier.
- ⊗ Non Clean Fighter

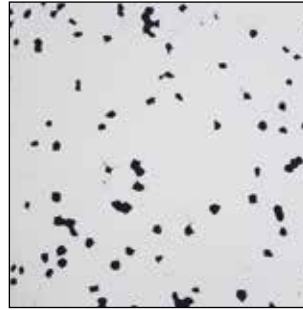
* Irregular spatula finish not uniform
* Finitura spatolata non uniforme

SPECIAL NUANCE

RECYCLED



Corten / COR



Dalmata / DAL



Eco / ECO



SLEEKY




Verde British / LVB
(verde pino / pine green)



Giallo Sahara / LGS
(giallo senape/ mustard yellow)



Salvia di Sardegna / LSA
(verde salvia/sage green)



Acqua della Maddalena / LAQ
(blu acciaio/ steel blue)

Eventuali disuniformità di colore sono legate al processo tecnologico ed alla finitura manuale dei prodotti:

- Colori studiati e appositamente prodotti nei laboratori interni Serralunga.
- ☺ Clean Fighter: Speciale miscela studiata da Serralunga per rendere più facile la pulizia di qualsiasi prodotto con colorazione standard.
- ⊘ Non Clean Fighter

Eventual colour discrepancies are linked to the technological process and to the manual finishing of the products:

- Colours are studied and properly realized in Serralunga's laboratories.
- ☺ Clean Fighter. Special mixture studied by Serralunga to make the cleaning of products in standard finish, easier.
- ⊘ Non Clean Fighter

GLOSSY LACQUERED COLOURS



Bianco / LWH



Antracite / LAN



Nero / LBK



Rosso / LRO



Red Clay / LRC



Tortora / LTO

MATT LACQUERED COLOURS



Tortora opaco / LMT

MATT METALLIC LACQUERED



Azzurro / LAM



Rame / LCM




Sabbia / LSM



Titanio / LTM

GLOSSY METALLIC LACQUERED COLOURS



Argento / LCH



Oro / LGO

Eventuali disuniformità di colore sono legate al processo tecnologico ed alla finitura manuale dei prodotti:

- Colori studiati e appositamente prodotti nei laboratori interni Serralunga.
- ☺ Clean Fighter: Speciale miscela studiata da Serralunga per rendere più facile la pulizia di qualsiasi prodotto con colorazione standard.
- ⊘ Non Clean Fighter

Eventual colour discrepancies are linked to the technological process and to the manual finishing of the products:

- Colours are studied and properly realized in Serralunga's laboratories.
- ☺ Clean Fighter. Special mixture studied by Serralunga to make the cleaning of products in standard finish, easier.
- ⊘ Non Clean Fighter

MOLESKIN FINISHING



Moleskin Grigio / MAN



Moleskin Rose / MTC




Moleskin Mediterraneo / MWP



Moleskin Lime / MVO



Moleskin Champagne / MGS



Moleskin Grape / MPR



Moleskin Terracotta / MT



MOLESKIN FINISHING

Finitura artigianale sviluppata nei laboratori Serralunga.

Moleskin è una lavorazione artigianale che viene dalla storia di Serralunga e nello specifico dall'esperienza nella lavorazione del cuoio.

Con lo spirito di ricerca ed innovazione che da sempre caratterizza l'evoluzione dell'Azienda presentiamo con orgoglio alcuni nostri prodotti con un aspetto inedito alla vista ed inaspettato al tatto.

Una lavorazione che richiama i pregiati tessuti in fustagno, tessuti robusti, caldi e confortevoli, superfici da toccare e pettinare come una pelle di daino.

Con Moleskin la resistenza e la qualità dell'arredo outdoor di Serralunga si veste di una raffinata e nel contempo tradizionale eleganza.

Handcrafted finish developed in Serralunga laboratories.

Moleskin is a craftsmanship that comes from the history of Serralunga and specifically from the experience in leather processing.

With the spirit of research and innovation that has always characterized the evolution of the company, we proudly present some of our products with an unprecedented appearance at the sight and unexpected to the touch.

A process that recalls the precious moleskin fabrics, sturdy, warm and comfortable fabrics, surfaces to touch and comb like a deerskin.

With Moleskin, the strength and quality of Serralunga's outdoor furniture get dressed in a refined and at the same time traditional elegance.

CARATTERISTICHE:

100% riciclabile. Resistente ai raggi UV e alle intemperie. Di facile manutenzione. Disponibile in 7 colori. Fornito con spugna per ripristino finitura ed istruzioni per la pulizia.

CHARACTERISTICS :

100% recyclable
UV rays and bad weather resistant
Easy maintenance
Available in 7 colours
Supplied with special sponge for maintenance and finish restoring

FABRICS



Sea / WHITE



89% PVC
11% PA



Half Moon / WHITE



PP 58% PL 42%



Soller / TERRACOTTA



100% Recycled Polyolefin



Ouche / RIGATO



PP 85% PL 15%

Fabrics LIMONTA | 1993



20CX00047
CENTROCOT




Lorkey / TORTORA




PP 88% PL 12%

Fabrics LIMONTA | 1893



Brezza / MOKA



Brezza / CAPPUCCINO



100% Polypropylene

Fabrics LIMONTA | 1893



Batyline / WHITE



Batyline / DOVE

100% PVC coated polyester
mod. Lazy / mod. La Regista

LEGEND / LEGENDA


Chlorine resistant /
Resistente al cloroSea salt resistant /
Resistente al saleFungi and bacterial resistant /
Resistenza a funghi e batteriOutdoor use suitable /
Adatto ad uso esternoPhthalate free /
Senza ftalati

IMO MED mod. B + D

Fire retardant /
Resistente al fuoco


BARCELONETA

SEAT /
SEDUTA



White Polyurethane


FRAME /
STRUTTURA



White

SOFA COVER

SOFA
COVERS /
COPRI
DIVANI



Beige

*Poiana
20% polyuretane
80% polyester*

*IMBOTTITURA CUSCINO:
fibra PPT, poliuretano reticolato,
tessuto a maglia aperta.*


*Versione ignifuga classe 1IM su
richiesta.*

*CUSHION PADDING:
PPT fiber, crosslinked polyurethane,
mesh fabric.*

*Fire-retardant version 1IM class
upon request*

FINITURE SUPERFICI

SURFACE FINISHINGS



 SMOOTH SURFACE




 SCRATCHED SURFACE



 GRANIGLIA SURFACE



 CASSERO SURFACE



 THE VASES SURFACE



 MEMORY POT SURFACE



 FINITURA PORCINO
(CAMOUFLAGE)



 FINITURA PRINCESS

PIANI TAVOLI

TABLE TOPS

HPL (laminato ad alta pressione)
HPL (high pressure laminate)

Profilo del piano
Edge profile

Dimensione piani
Table top dimensions



Lavagna (black core)



Ø60 cm, Ø70 cm, 70 x 70 cm, Ø 140 cm.



Carrara (black core)



Ø 140 cm, 100 x 200 cm.



Ø60 cm, Ø70 cm, 70 x 70 cm.



Legno / wood (brown core)



70 x 70 cm, 90 x 180 cm, 100 x 200 cm,
100 x 240 cm.



Magma (black core)



Ø70 cm



Black Marble (black core)



Ø80 cm

COLOPHON

PHOTOGRAPHY

Alessandro Paderni,
Federico Villa,
Andrea Tonella,
Stefano Lanza

Printed by

Tipolitografia Botalla srl
13894 Gaglianico (BI)
Italy

© 2025, Serralunga
100% Made in Italy

FACTORY STORE

Via Serralunga 9
13900 Biella
T +39 015 243 5711

1825 SRL

Via Serralunga 9
13900 Biella
T +39 015 243 5711
info@serralunga.com
serralunga.com

Serralunga is leading design company,
founded by Pietro Serralunga in 1825 in Biella.
The company created vases and outdoor furniture
which became some of the most important icons
of the contemporary art design panorama.

Serralunga vases are part of design permanent
collection world wide. Among them: Serpentine
gallery London, Musée d'art contemporain de
Montreal, Centre Pompidou Paris,
Triennale Design Museum Milano,
Fundació Mies Van der Rohe Barcelona.

